

Illinois Democrat Presidential Polling

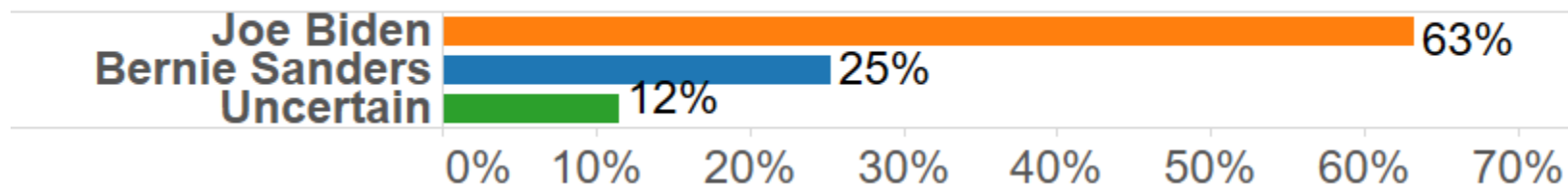
Contact: Doug Kaplan, 407-242-1870

Executive Summary

Gravis Marketing, a nonpartisan research firm, conducted a random survey of 549 likely Democratic voters in Illinois. The poll was conducted from March 10th through the 12th and has a margin of error of 4.2%. The survey was collected from respondents using interactive voice responses and an online panel of cell phone users. The results are weighted by relevant voting demographics. The poll was paid for by GMI.

4) If the Illinois 2020 Democratic Presidential Primary were held today, who would you vote for?

Q4: PRIMARY

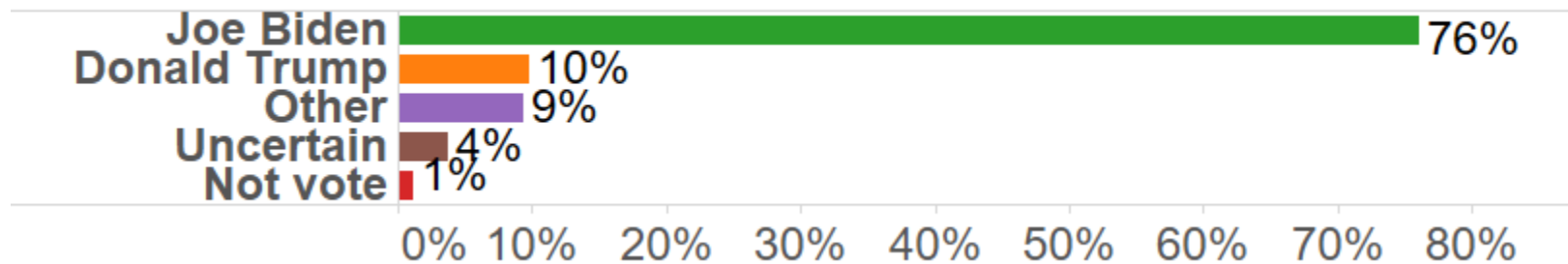


	Race					Age group				Gender	
	African-American	Asian	Hispanic	Other	White	18-29	30-49	50-64	Over 65	Female	Male
Q4: CANDIDATECHOICE Bernie Sanders	27.0%	57.5%	50.5%	48.6%	18.2%	48.2%	41.6%	13.0%	8.2%	25.7%	24.7%
Joe Biden	59.2%	36.3%	41.7%	32.4%	70.7%	33.6%	49.8%	74.1%	83.4%	64.2%	62.0%
Uncertain	13.8%	6.2%	7.8%	19.1%	11.1%	18.2%	8.6%	12.9%	8.4%	10.0%	13.3%

5) If former Vice President Joe Biden is the Democratic nominee for President, who would you vote for?

[Only Bernie Sanders voters]

Q5: IF BIDEN VS. TRUMP

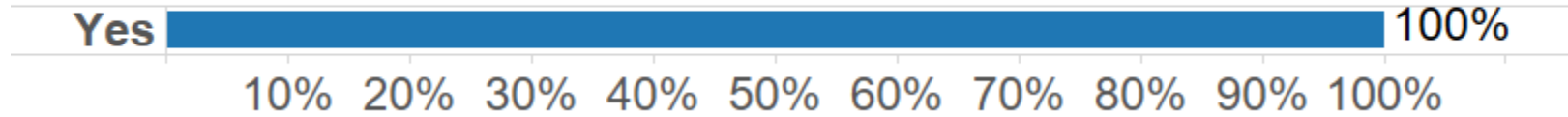


	Race					Age group				Gender	
	African-American	Asian	Hispanic	Other	White	18-29	30-49	50-64	Over 65	Female	Male
Q5: BIDENVSTRUMP N/A	73.0%	42.5%	49.5%	51.4%	81.8%	51.8%	58.4%	87.0%	91.8%	74.3%	75.3%
Donald Trump	1.8%	4.4%	11.8%	0.0%	1.3%	1.9%	2.8%	2.9%	1.7%	0.3%	5.0%
Joe Biden	20.2%	53.0%	28.4%	27.3%	15.3%	33.6%	34.7%	9.0%	6.0%	20.8%	17.4%
Not vote	0.0%	0.0%	2.5%	3.1%	0.0%	1.4%	0.0%	0.0%	0.3%	0.1%	0.5%
Other	1.4%	0.0%	7.8%	18.2%	1.5%	7.3%	2.9%	1.1%	0.2%	2.8%	1.9%
Uncertain	3.5%	0.0%	0.0%	0.0%	0.0%	4.0%	1.1%	0.0%	0.0%	1.8%	0.0%

The following questions are for demographic purposes

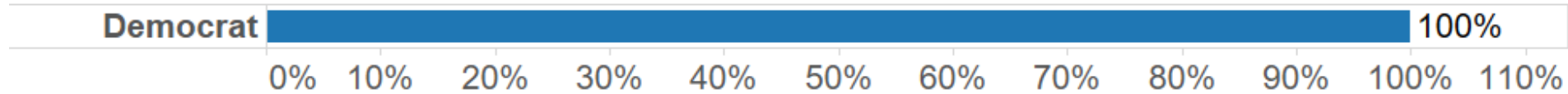
1) Are you registered to vote in Florida?

Q1: REGISTERED



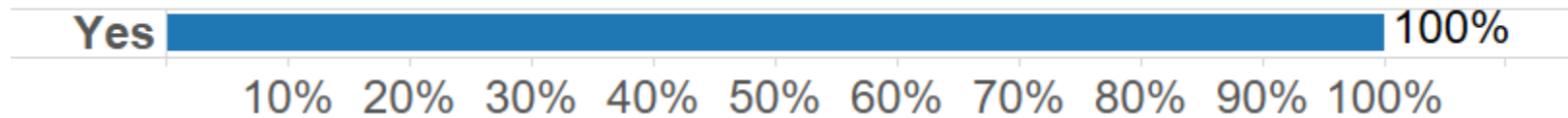
2) What is your party affiliation?

Party



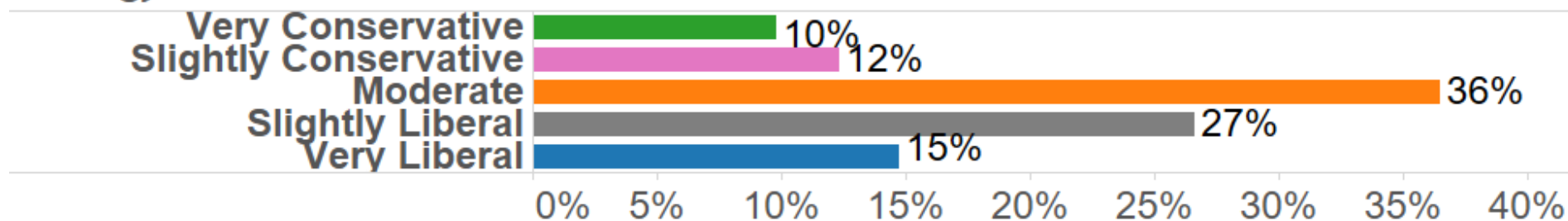
3) Do you plan to vote in the upcoming 2020 Democratic Presidential Primary?

Q3: LIKELY PRIMARY



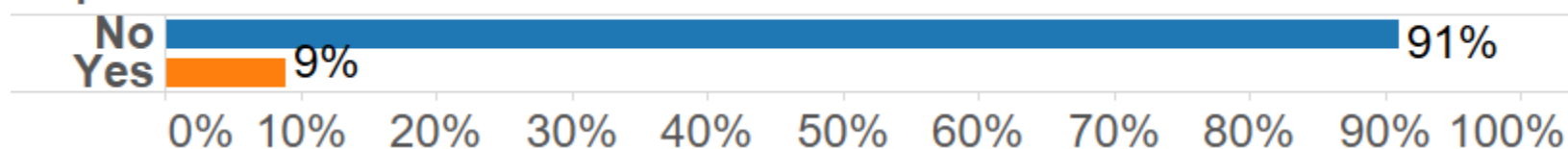
6) What is your political ideology?

Ideology



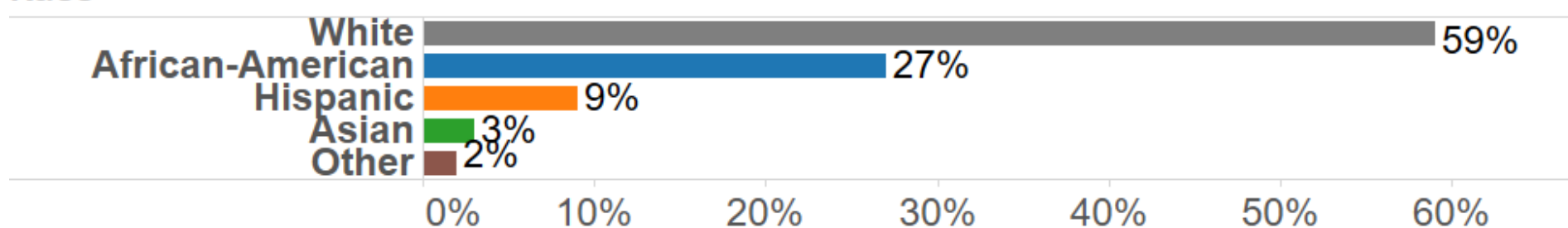
7) Are you or is a member of your immediate family from a Latino, Hispanic or Spanish speaking background?

Hispanic



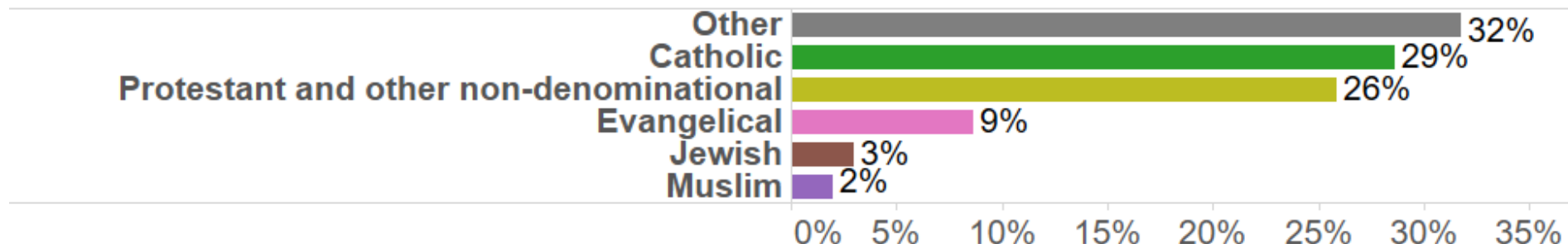
8) What race do you identify yourself as?

Race



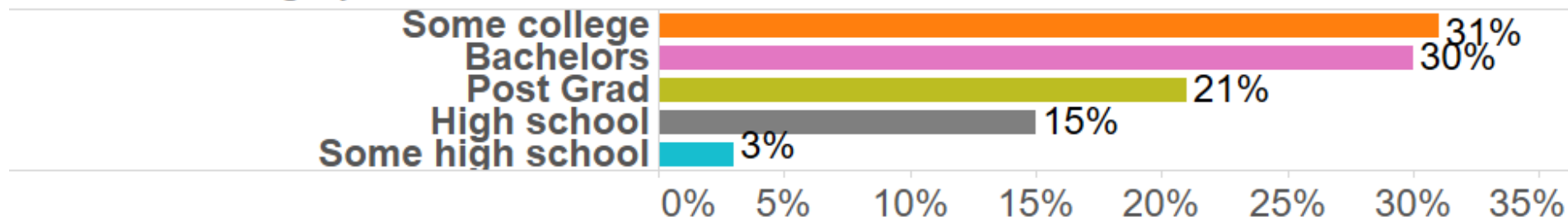
9) Which of the following best represents your religious affiliation?

Religious affiliation



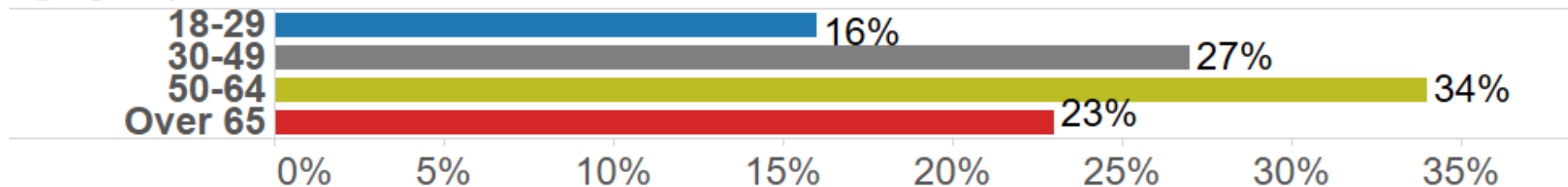
10) What is the highest level of education you have completed?

Education Category



11) How old are you?

Age group



12) What is your gender?

Gender

